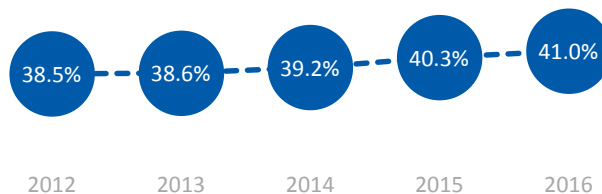


# DEGREE ATTAINMENT PROFILE

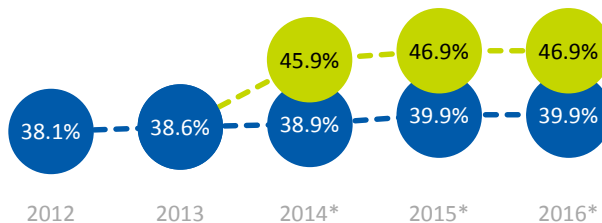
## Okaloosa County

Residents with a high-quality degree or credential <sup>1</sup>

**OKALOOSA**  
**41.0%** ↑ **2.5%** since 2012  
 ranks 13<sup>th</sup> among all counties in Florida



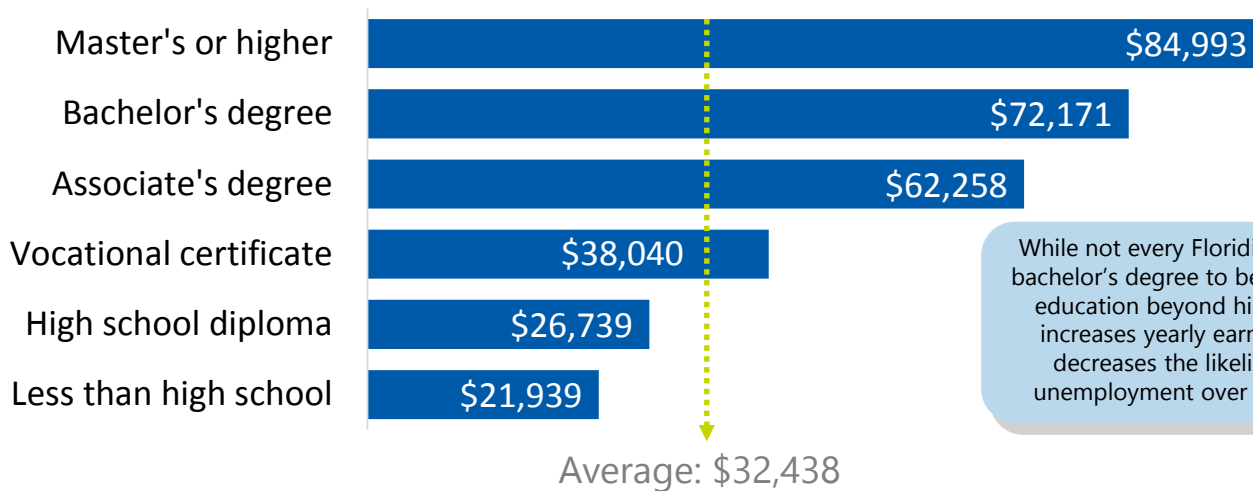
**FLORIDA**  
**39.9%** ↑ **1.8%** since 2012  
 ranks 24<sup>th</sup> among all states in the U.S.



\*An estimated 7% of Florida residents and 5.2% of U.S. residents hold a workforce-relevant certificate, according to Lumina Foundation. Certificate data are not yet available at the county level.

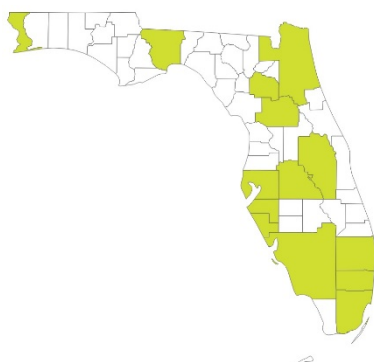
■ 2-year degree or higher ■ Includes workforce-relevant certificates

## Median wages for local workers by education/training level <sup>2</sup>



While not every Floridian needs a bachelor's degree to be successful, education beyond high school increases yearly earnings and decreases the likelihood of unemployment over a lifetime.

## Local College Access Networks



### Complex problems call for collaborative solutions!

To equip Floridians with the skills needed for tomorrow's jobs, communities throughout Florida are collaborating across sectors in forming Local College Access Networks (LCANs). **Currently, 78% of Florida residents are supported by an LCAN.**

To join or form an LCAN in your community, contact Kathy McDonald at [kmcdonald@FloridaCollegeAccess.org](mailto:kmcdonald@FloridaCollegeAccess.org)

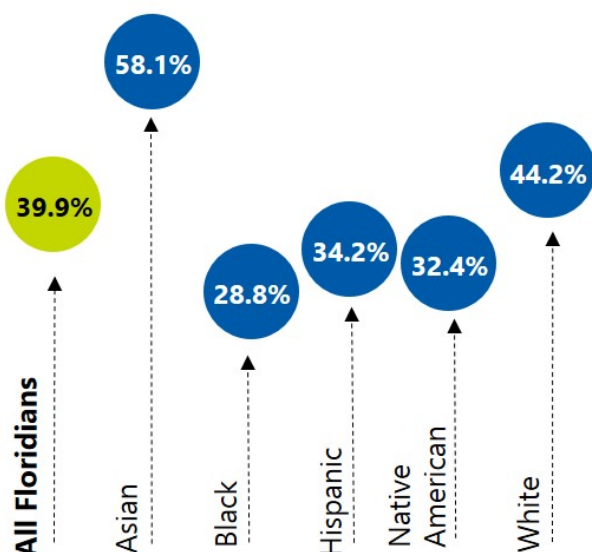
The Florida College Access Network's mission is to create and strengthen a statewide network that catalyzes and supports communities to improve college & career preparation, access, and completion for all students. For more information, visit [www.floridacollegeaccess.org](http://www.floridacollegeaccess.org).



# DEGREE ATTAINMENT PROFILE

## State of Florida

While 39.9% of all Floridians have a 2-year degree or higher, **differences in attainment exist by race and ethnicity...**



### Degree attainment by county & age group <sup>3</sup>

County	25 to 34	25 to 64	County	25 to 34	25 to 64	County	25 to 34	25 to 64
Alachua	59.7%	53.6%	Hardee	9.7%	12.3%	Okeechobee	17.3%	17.4%
Baker	23.8%	21.6%	Hendry	10.9%	15.2%	Orange	47.6%	44.5%
Bay	32.1%	34.4%	Hernando	26.8%	29.3%	Osceola	30.5%	30.6%
Bradford	23.6%	21.8%	Highlands	18.0%	25.2%	Palm Beach	41.5%	44.0%
Brevard	41.8%	42.0%	Hillsborough	44.1%	43.3%	Pasco	39.4%	37.3%
Broward	43.7%	43.6%	Holmes	15.0%	17.7%	Pinellas	42.1%	42.0%
Calhoun	19.7%	14.8%	Indian River	28.9%	35.7%	Polk	28.1%	29.2%
Charlotte	28.8%	30.0%	Jackson	18.0%	20.7%	Putnam	20.3%	19.6%
Citrus	20.9%	26.1%	Jefferson	17.9%	28.7%	Santa Rosa	39.5%	41.4%
Clay	35.9%	37.2%	Lafayette	17.8%	20.6%	Sarasota	33.5%	39.6%
Collier	34.2%	37.8%	Lake	34.1%	33.0%	Seminole	53.4%	51.9%
Columbia	23.2%	26.4%	Lee	31.9%	34.7%	St. Johns	47.5%	53.7%
DeSoto	8.0%	11.6%	Leon	59.2%	56.1%	St. Lucie	27.7%	31.3%
Dixie	7.2%	12.0%	Levy	18.0%	18.8%	Sumter	13.8%	31.1%
Duval	41.7%	39.4%	Liberty	16.7%	16.3%	Suwannee	15.6%	18.5%
Escambia	41.3%	40.9%	Madison	27.8%	21.7%	Taylor	17.5%	18.8%
Flagler	35.3%	32.0%	Manatee	31.5%	36.7%	Union	10.4%	14.5%
Franklin	7.3%	19.9%	Marion	23.3%	27.4%	Volusia	33.9%	33.7%
Gadsden	21.6%	24.0%	Martin	34.4%	42.3%	Wakulla	24.3%	27.9%
Gilchrist	18.6%	24.0%	Miami-Dade	42.8%	39.4%	Walton	29.5%	33.5%
Glades	10.7%	16.4%	Monroe	39.2%	39.1%	Washington	8.7%	16.3%
Gulf	17.7%	22.8%	Nassau	29.9%	32.4%	Florida	40.9%	39.9%
Hamilton	7.5%	15.8%	Okaloosa	39.1%	41.0%	United States	43.9%	41.7%

### DATA NOTES

**Front Page** 1. Florida: High-quality degrees and credentials include postsecondary certificates (after 2014) and associate's degree or higher for residents aged 25-64; U.S. Census Bureau, American Community Survey 1-year estimate and Lumina Foundation Stronger Nation Report. County: U.S. Census Bureau, 2016 American Community Survey 5-year estimates. 2. Median earnings for workforce region 2: Florida Department of Economic Opportunity, 2017.

**Back Page:** All data are for Florida residents ages 25 to 64 unless otherwise labeled. 1. Education by attainment level: Census Bureau, 2016 American Community Survey 1-year estimate, Lumina Foundation *Stronger Nation* report for certificate estimates, which reflects certificate holders working in the field which the certificate was awarded. 2. Degree attainment by race/ethnicity: U.S. Census Bureau, 2014-16 American Community Survey PUMS file. 3. Degree attainment by county and age: U.S. Census Bureau, 2016 American Community Survey 5-year estimates.

The Florida College Access Network's mission is to create and strengthen a statewide network that catalyzes and supports communities to improve college & career preparation, access, and completion for all students. For more information, visit [www.floridacollegeaccess.org](http://www.floridacollegeaccess.org).