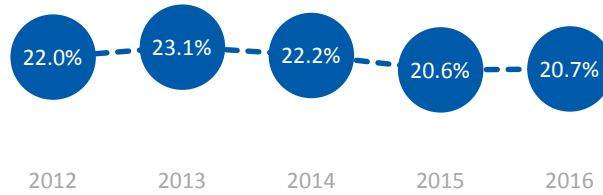


DEGREE ATTAINMENT PROFILE

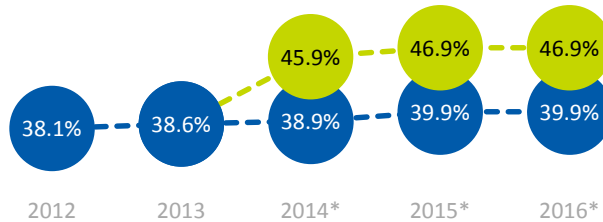
Jackson County

Residents with a high-quality degree or credential ¹

JACKSON
20.7% ↓ **-1.3%** since 2012
 ranks 49th among all counties in Florida



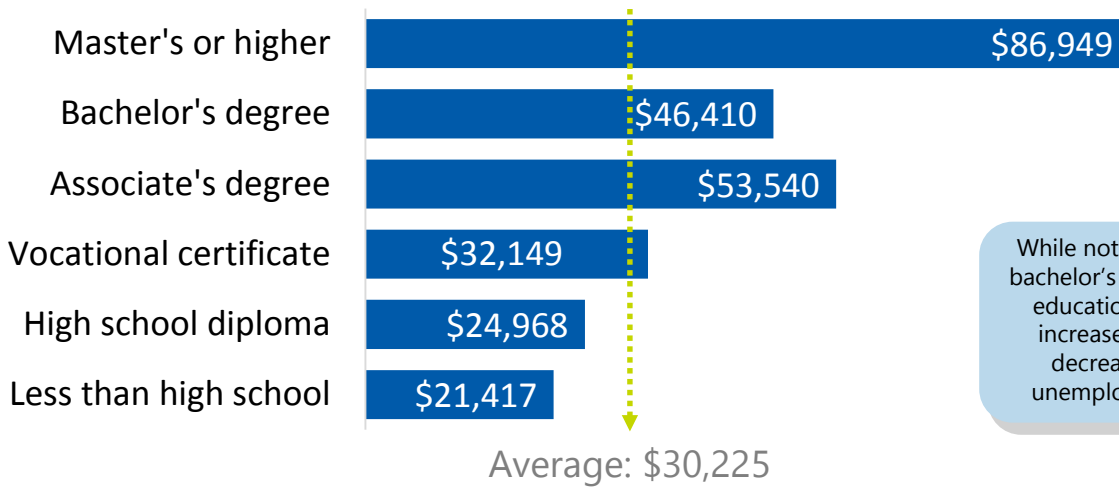
FLORIDA
39.9% ↑ **1.8%** since 2012
 ranks 24th among all states in the U.S.



*An estimated 7% of Florida residents and 5.2% of U.S. residents hold a workforce-relevant certificate, according to Lumina Foundation. Certificate data are not yet available at the county level.

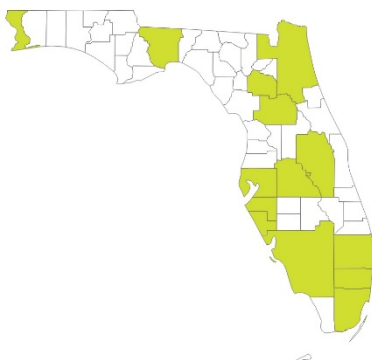
■ 2-year degree or higher ■ Includes workforce-relevant certificates

Median wages for local workers by education/training level ²



While not every Floridian needs a bachelor's degree to be successful, education beyond high school increases yearly earnings and decreases the likelihood of unemployment over a lifetime.

Local College Access Networks



Complex problems call for collaborative solutions!

To equip Floridians with the skills needed for tomorrow's jobs, communities throughout Florida are collaborating across sectors in forming Local College Access Networks (LCANs). **Currently, 78% of Florida residents are supported by an LCAN.**

To join or form an LCAN in your community, contact Kathy McDonald at kmcdonald@FloridaCollegeAccess.org

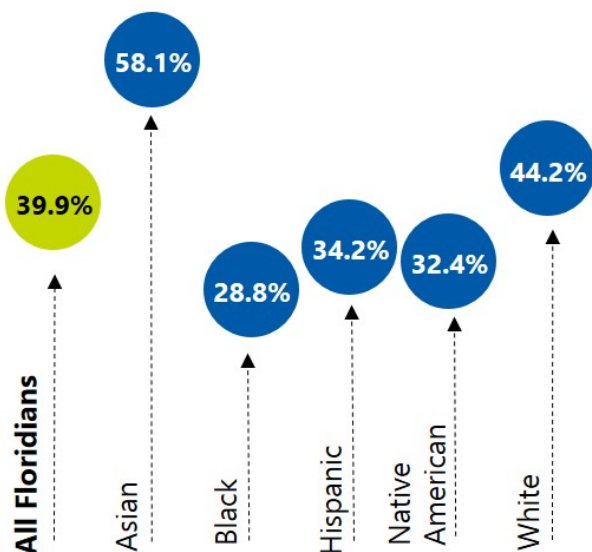
The Florida College Access Network's mission is to create and strengthen a statewide network that catalyzes and supports communities to improve college & career preparation, access, and completion for all students. For more information, visit www.floridacollegeaccess.org.



DEGREE ATTAINMENT PROFILE

State of Florida

While 39.9% of all Floridians have a 2-year degree or higher, **differences in attainment exist by race and ethnicity...**



Degree attainment by county & age group ³

County	25 to 34	25 to 64	County	25 to 34	25 to 64	County	25 to 34	25 to 64
Alachua	59.7%	53.6%	Hardee	9.7%	12.3%	Okeechobee	17.3%	17.4%
Baker	23.8%	21.6%	Hendry	10.9%	15.2%	Orange	47.6%	44.5%
Bay	32.1%	34.4%	Hernando	26.8%	29.3%	Osceola	30.5%	30.6%
Bradford	23.6%	21.8%	Highlands	18.0%	25.2%	Palm Beach	41.5%	44.0%
Brevard	41.8%	42.0%	Hillsborough	44.1%	43.3%	Pasco	39.4%	37.3%
Broward	43.7%	43.6%	Holmes	15.0%	17.7%	Pinellas	42.1%	42.0%
Calhoun	19.7%	14.8%	Indian River	28.9%	35.7%	Polk	28.1%	29.2%
Charlotte	28.8%	30.0%	Jackson	18.0%	20.7%	Putnam	20.3%	19.6%
Citrus	20.9%	26.1%	Jefferson	17.9%	28.7%	Santa Rosa	39.5%	41.4%
Clay	35.9%	37.2%	Lafayette	17.8%	20.6%	Sarasota	33.5%	39.6%
Collier	34.2%	37.8%	Lake	34.1%	33.0%	Seminole	53.4%	51.9%
Columbia	23.2%	26.4%	Lee	31.9%	34.7%	St. Johns	47.5%	53.7%
DeSoto	8.0%	11.6%	Leon	59.2%	56.1%	St. Lucie	27.7%	31.3%
Dixie	7.2%	12.0%	Levy	18.0%	18.8%	Sumter	13.8%	31.1%
Duval	41.7%	39.4%	Liberty	16.7%	16.3%	Suwannee	15.6%	18.5%
Escambia	41.3%	40.9%	Madison	27.8%	21.7%	Taylor	17.5%	18.8%
Flagler	35.3%	32.0%	Manatee	31.5%	36.7%	Union	10.4%	14.5%
Franklin	7.3%	19.9%	Marion	23.3%	27.4%	Volusia	33.9%	33.7%
Gadsden	21.6%	24.0%	Martin	34.4%	42.3%	Wakulla	24.3%	27.9%
Gilchrist	18.6%	24.0%	Miami-Dade	42.8%	39.4%	Walton	29.5%	33.5%
Glades	10.7%	16.4%	Monroe	39.2%	39.1%	Washington	8.7%	16.3%
Gulf	17.7%	22.8%	Nassau	29.9%	32.4%	Florida	40.9%	39.9%
Hamilton	7.5%	15.8%	Okaloosa	39.1%	41.0%	United States	43.9%	41.7%

DATA NOTES

Front Page 1. Florida: High-quality degrees and credentials include postsecondary certificates (after 2014) and associate's degree or higher for residents aged 25-64; U.S. Census Bureau, American Community Survey 1-year estimate and Lumina Foundation Stronger Nation Report. County: U.S. Census Bureau, 2016 American Community Survey 5-year estimates. 2. Median earnings for workforce region 3: Florida Department of Economic Opportunity, 2017.

Back Page: All data are for Florida residents ages 25 to 64 unless otherwise labeled. 1. Education by attainment level: Census Bureau, 2016 American Community Survey 1-year estimate, Lumina Foundation *Stronger Nation* report for certificate estimates, which reflects certificate holders working in the field which the certificate was awarded. 2. Degree attainment by race/ethnicity: U.S. Census Bureau, 2014-16 American Community Survey PUMS file. 3. Degree attainment by county and age: U.S. Census Bureau, 2016 American Community Survey 5-year estimates.

The Florida College Access Network's mission is to create and strengthen a statewide network that catalyzes and supports communities to improve college & career preparation, access, and completion for all students. For more information, visit www.floridacollegeaccess.org.