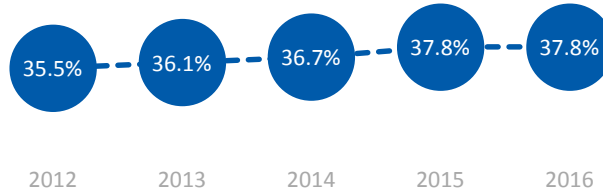


# DEGREE ATTAINMENT PROFILE

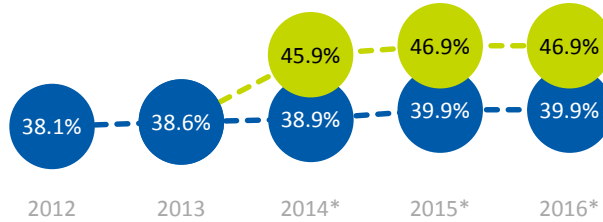
## Future Ready Collier

Residents with a high-quality degree or credential <sup>1</sup>

**COLLIER**  
**37.8%** ↑ **2.3%** since 2012  
 ranks 19<sup>th</sup> among all counties in Florida



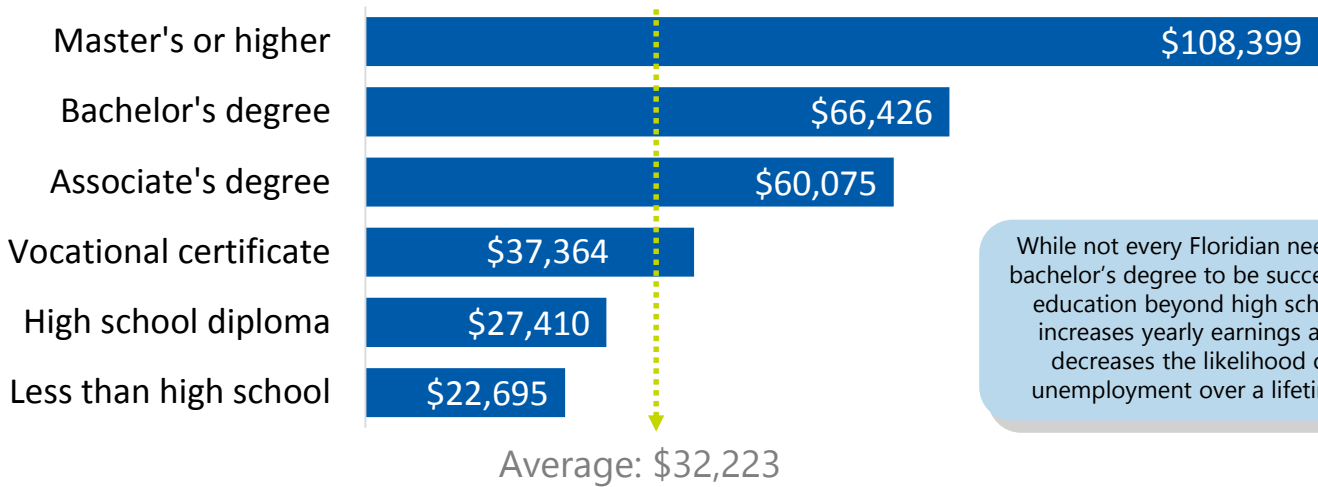
**FLORIDA**  
**39.9%** ↑ **1.8%** since 2012  
 ranks 24<sup>th</sup> among all states in the U.S.



\*An estimated 7% of Florida residents and 5.2% of U.S. residents hold a workforce-relevant certificate, according to Lumina Foundation. Certificate data are not yet available at the county level.

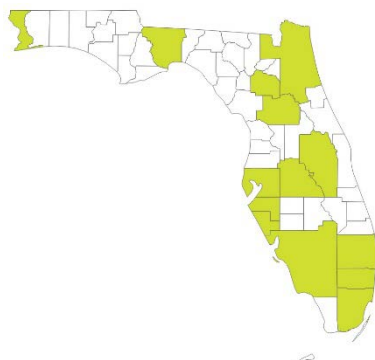
■ 2-year degree or higher ■ Includes workforce-relevant certificates

## Median wages for local workers by education/training level <sup>2</sup>



While not every Floridian needs a bachelor's degree to be successful, education beyond high school increases yearly earnings and decreases the likelihood of unemployment over a lifetime.

## Local College Access Networks



### Complex problems call for collaborative solutions!

To equip Floridians with the skills needed for tomorrow's jobs, communities throughout Florida are collaborating across sectors in forming Local College Access Networks (LCANs). **Currently, 78% of Florida residents are supported by an LCAN.**



### FUTURE READY COLLIER

Serves Collier County  
 Website: [www.futurereadycollier.org](http://www.futurereadycollier.org)

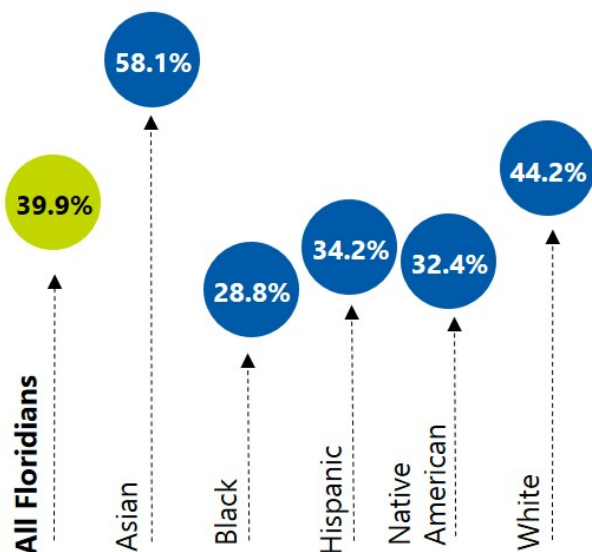
The Florida College Access Network's mission is to create and strengthen a statewide network that catalyzes and supports communities to improve college & career preparation, access, and completion for all students. For more information, visit [www.floridacollegeaccess.org](http://www.floridacollegeaccess.org).



# DEGREE ATTAINMENT PROFILE

## State of Florida

While 39.9% of all Floridians have a 2-year degree or higher, **differences in attainment exist by race and ethnicity...**



### Degree attainment by county & age group <sup>3</sup>

| County    | 25 to 34 | 25 to 64 | County       | 25 to 34 | 25 to 64 | County        | 25 to 34 | 25 to 64 |
|-----------|----------|----------|--------------|----------|----------|---------------|----------|----------|
| Alachua   | 59.7%    | 53.6%    | Hardee       | 9.7%     | 12.3%    | Okeechobee    | 17.3%    | 17.4%    |
| Baker     | 23.8%    | 21.6%    | Hendry       | 10.9%    | 15.2%    | Orange        | 47.6%    | 44.5%    |
| Bay       | 32.1%    | 34.4%    | Hernando     | 26.8%    | 29.3%    | Osceola       | 30.5%    | 30.6%    |
| Bradford  | 23.6%    | 21.8%    | Highlands    | 18.0%    | 25.2%    | Palm Beach    | 41.5%    | 44.0%    |
| Brevard   | 41.8%    | 42.0%    | Hillsborough | 44.1%    | 43.3%    | Pasco         | 39.4%    | 37.3%    |
| Broward   | 43.7%    | 43.6%    | Holmes       | 15.0%    | 17.7%    | Pinellas      | 42.1%    | 42.0%    |
| Calhoun   | 19.7%    | 14.8%    | Indian River | 28.9%    | 35.7%    | Polk          | 28.1%    | 29.2%    |
| Charlotte | 28.8%    | 30.0%    | Jackson      | 18.0%    | 20.7%    | Putnam        | 20.3%    | 19.6%    |
| Citrus    | 20.9%    | 26.1%    | Jefferson    | 17.9%    | 28.7%    | Santa Rosa    | 39.5%    | 41.4%    |
| Clay      | 35.9%    | 37.2%    | Lafayette    | 17.8%    | 20.6%    | Sarasota      | 33.5%    | 39.6%    |
| Collier   | 34.2%    | 37.8%    | Lake         | 34.1%    | 33.0%    | Seminole      | 53.4%    | 51.9%    |
| Columbia  | 23.2%    | 26.4%    | Lee          | 31.9%    | 34.7%    | St. Johns     | 47.5%    | 53.7%    |
| DeSoto    | 8.0%     | 11.6%    | Leon         | 59.2%    | 56.1%    | St. Lucie     | 27.7%    | 31.3%    |
| Dixie     | 7.2%     | 12.0%    | Levy         | 18.0%    | 18.8%    | Sumter        | 13.8%    | 31.1%    |
| Duval     | 41.7%    | 39.4%    | Liberty      | 16.7%    | 16.3%    | Suwannee      | 15.6%    | 18.5%    |
| Escambia  | 41.3%    | 40.9%    | Madison      | 27.8%    | 21.7%    | Taylor        | 17.5%    | 18.8%    |
| Flagler   | 35.3%    | 32.0%    | Manatee      | 31.5%    | 36.7%    | Union         | 10.4%    | 14.5%    |
| Franklin  | 7.3%     | 19.9%    | Marion       | 23.3%    | 27.4%    | Volusia       | 33.9%    | 33.7%    |
| Gadsden   | 21.6%    | 24.0%    | Martin       | 34.4%    | 42.3%    | Wakulla       | 24.3%    | 27.9%    |
| Gilchrist | 18.6%    | 24.0%    | Miami-Dade   | 42.8%    | 39.4%    | Walton        | 29.5%    | 33.5%    |
| Glades    | 10.7%    | 16.4%    | Monroe       | 39.2%    | 39.1%    | Washington    | 8.7%     | 16.3%    |
| Gulf      | 17.7%    | 22.8%    | Nassau       | 29.9%    | 32.4%    | Florida       | 40.9%    | 39.9%    |
| Hamilton  | 7.5%     | 15.8%    | Okaloosa     | 39.1%    | 41.0%    | United States | 43.9%    | 41.7%    |

### DATA NOTES

**Front Page** 1. Florida: High-quality degrees and credentials include postsecondary certificates (after 2014) and associate's degree or higher for residents aged 25-64; U.S. Census Bureau, American Community Survey 1-year estimate and Lumina Foundation Stronger Nation Report. County: U.S. Census Bureau, 2016 American Community Survey 5-year estimates. 2. Median earnings for workforce region 24: Florida Department of Economic Opportunity, 2017.

**Back Page:** All data are for Florida residents ages 25 to 64 unless otherwise labeled. 1. Education by attainment level: Census Bureau, 2016 American Community Survey 1-year estimate, Lumina Foundation *Stronger Nation* report for certificate estimates, which reflects certificate holders working in the field which the certificate was awarded. 2. Degree attainment by race/ethnicity: U.S. Census Bureau, 2014-16 American Community Survey PUMS file. 3. Degree attainment by county and age: U.S. Census Bureau, 2016 American Community Survey 5-year estimates.

The Florida College Access Network's mission is to create and strengthen a statewide network that catalyzes and supports communities to improve college & career preparation, access, and completion for all students. For more information, visit [www.floridacollegeaccess.org](http://www.floridacollegeaccess.org).